

Installing Webroot SecureAnywhere AntiVirus

If you already have Webroot SecureAnywhere AntiVirus software installed and only need to update an expired license keycode, visit

<http://answers.webroot.com/Webroot/ukp.aspx?pid=12&app=vw&vw=1&login=1&json=1&solutionid=1564#null>

for instructions on how to enter your new license keycode.

You do not need to reinstall the software so disregard instructions after this page.

Install Webroot SecureAnywhere AntiVirus

If you only need to install a new keycode, follow the instructions on the previous page. If you need a new installation of Webroot SecureAnywhere AntiVirus software, follow the instructions below.

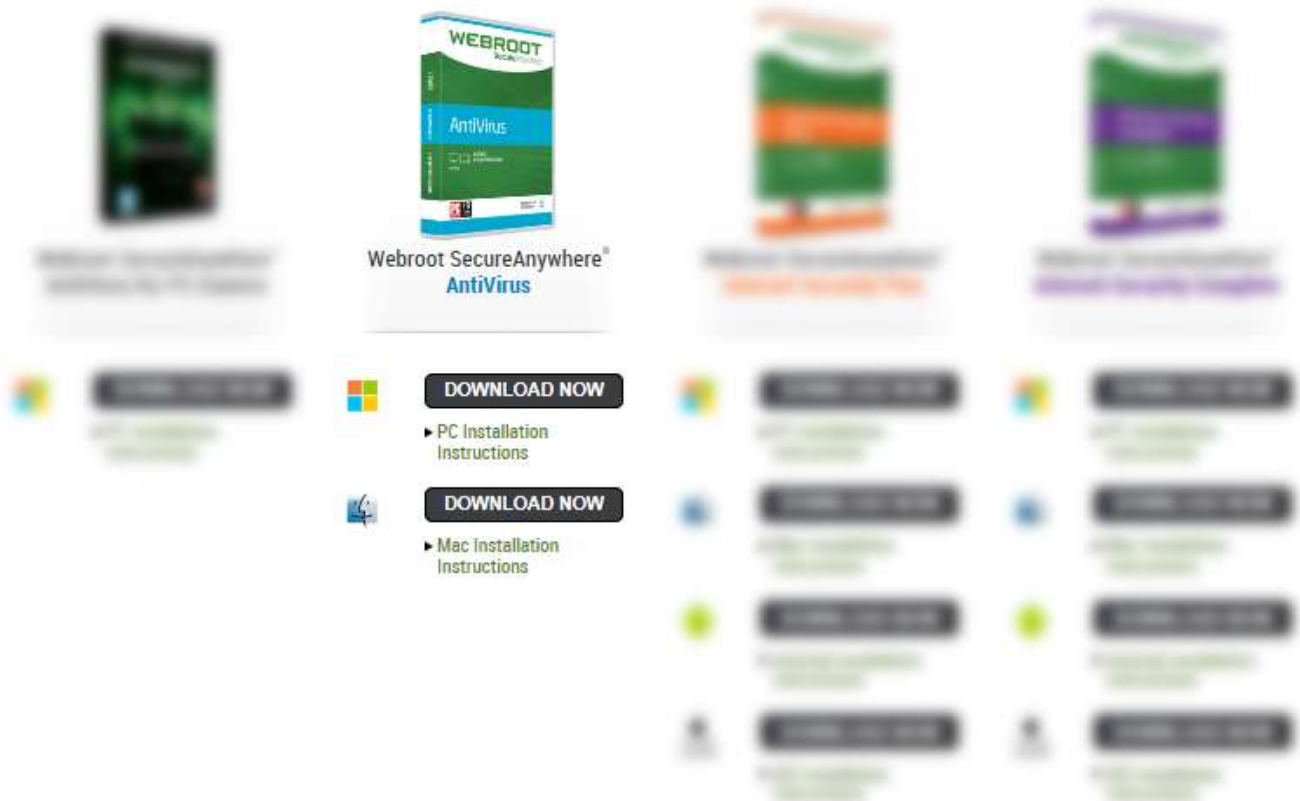
To begin a new installation of SecureAnywhere AntiVirus software, please click on the link below:

<https://www.webroot.com/us/en/products/wsa-installer-download>

The screen on the next page will appear.

Download and installation instructions for PC, Mac, Android, and iOS.

Locate your SecureAnywhere product below and follow the download instructions to protect your online world.



Webroot SecureAnywhere[®] AntiVirus

DOWNLOAD NOW

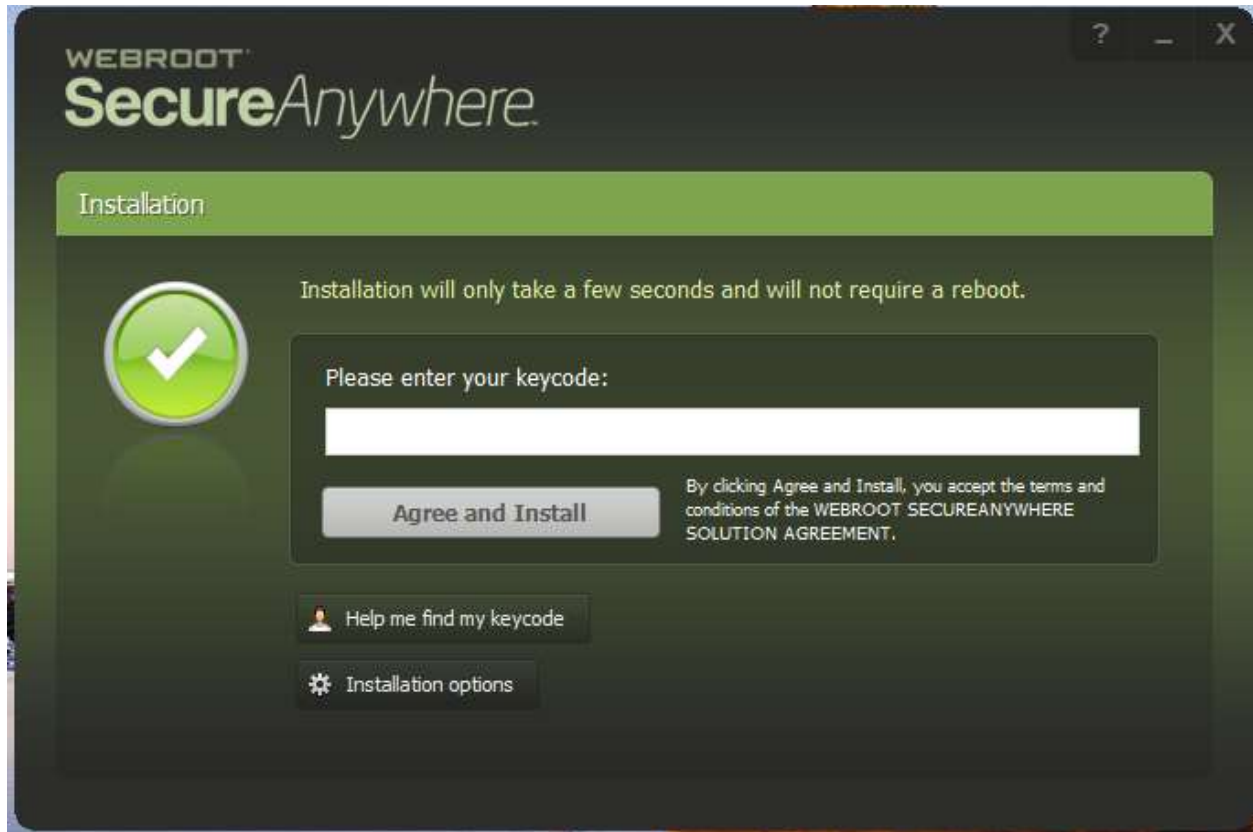
- ▶ PC Installation Instructions

DOWNLOAD NOW

- ▶ Mac Installation Instructions

Under Webroot SecureAnywhere AntiVirus, select the download that matches your Operating System.

Once SecureAnywhere AntiVirus is downloaded to your desktop, double click the Webroot icon. After double clicking the icon, the screen below will appear.



Enter the keycode that was included in the e-mail you received.

Click **Agree and Install**.



Enter your home e-mail address in the space provided above.

Optionally, remove the check mark for receiving special offers.

Click **Continue**.

The system will now go through the installation stage where it will adapt to your system.

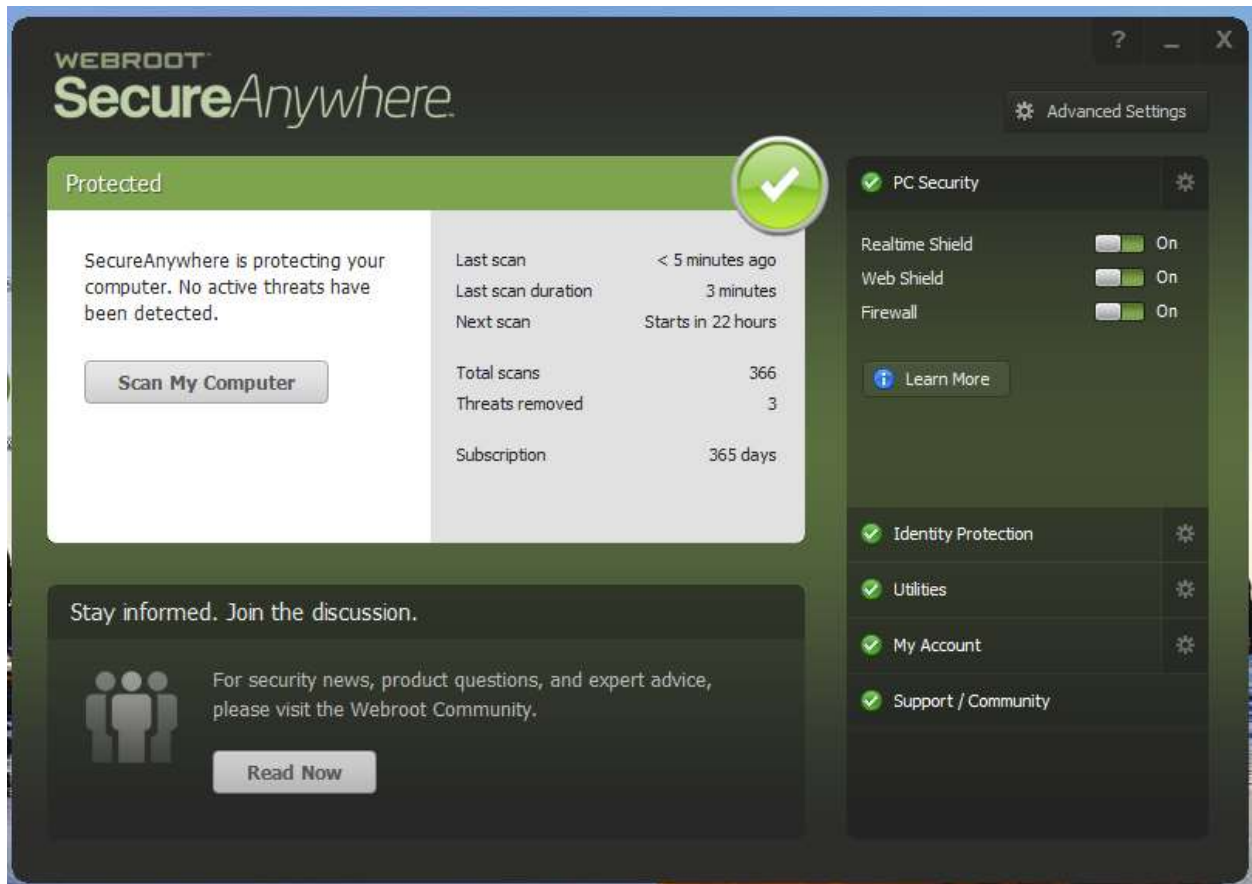


Once installation is complete, the screen below will appear.



You are now ready to use SecureAnywhere AntiVirus. Click **Start using SecureAnywhere**, it will start scanning your computer.

At the end of the scan, SecureAnywhere AntiVirus will give you a breakdown of the scan results.



Your computer is now protected.