
**Statewide Misdemeanant Confinement Program
Monthly Status Report**

North Carolina Sheriffs' Association



March 2016



NORTH CAROLINA SHERIFFS' ASSOCIATION
Statewide Misdemeanant Confinement Program
Monthly Status Report
March 2016

The Statewide Misdemeanant Confinement Program (SMCP) manages the housing, transportation and medical expenses of state inmates housed in a local jail who have been convicted of a misdemeanor crime with a sentence of 91 days or more and those convicted of a misdemeanor Driving While Impaired (DWI) offense. The North Carolina Sheriffs' Association (NCSA) provides a critical role in managing the day-to-day operations of the program. The Monthly Status Report is prepared and submitted to all interested parties. The report includes the daily inmate population for the report month, the number of volunteered beds in the program, the number of confinements in response to violations (CRV's) for the month, the number of DWI's for the month, and the funds collected and expended year-to-date. The Monthly Status Report will be distributed no later than the last business day of each calendar month and will provide data of the SMCP from the previous calendar month.

Statewide Misdemeanant Confinement Program
Daily Population
For the Month of March 2016

Date	Adult Males	Adult Females	Youth Males	Youth Females	Total SMCP Inmates
1-Mar	879	130	0	0	1009
2-Mar	886	131	0	0	1017
3-Mar	882	132	0	0	1014
4-Mar	882	130	0	0	1012
5-Mar	882	130	0	0	1012
6-Mar	882	130	0	0	1012
7-Mar	879	127	0	0	1006
8-Mar	875	127	0	0	1002
9-Mar	888	128	0	0	1016
10-Mar	891	130	0	0	1021
11-Mar	904	132	0	0	1036
12-Mar	904	132	0	0	1036
13-Mar	904	132	0	0	1036
14-Mar	898	130	0	0	1028
15-Mar	895	134	0	0	1029
16-Mar	896	136	0	0	1032
17-Mar	887	135	0	0	1022
18-Mar	895	137	0	0	1032
19-Mar	895	137	0	0	1032
20-Mar	895	137	0	0	1032
21-Mar	894	139	0	0	1033
22-Mar	895	140	0	0	1035
23-Mar	898	139	0	0	1037
24-Mar	908	140	0	0	1048
25-Mar	908	140	0	0	1048
26-Mar	908	140	0	0	1048
27-Mar	908	140	0	0	1048
28-Mar	892	142	0	0	1034
29-Mar	895	140	0	0	1035
30-Mar	902	141	0	0	1043
31-Mar	907	141	0	0	1048
Inmate Capacity	1435	361	22	15	1833
Month High	908	142	0	0	1048
Month Low	875	127	0	0	1002
Month Average	894	135	0	0	1029
CRV's	27	4	0	0	31
DWI's	93	16	0	0	109

Statewide Misdemeanant Confinement Program
Daily Population
For the Month of March 2016

Date	Adult Males Entered	Adult Males Released	Adult Females Entered	Adult Females Released	Youth Offenders
1-Mar	18	11	0	0	0
2-Mar	15	6	2	0	0
3-Mar	13	6	1	1	0
4-Mar	12	12	2	2	0
5-Mar	0	6	0	4	0
6-Mar	1	5	0	1	0
7-Mar	15	5	1	0	0
8-Mar	20	10	4	0	0
9-Mar	9	11	3	2	0
10-Mar	14	8	6	1	0
11-Mar	7	9	2	4	0
12-Mar	1	8	0	4	0
13-Mar	0	7	0	0	0
14-Mar	9	11	5	3	0
15-Mar	16	5	2	0	0
16-Mar	11	11	2	1	0
17-Mar	11	8	2	0	0
18-Mar	14	5	1	0	0
19-Mar	2	8	0	1	0
20-Mar	0	7	0	1	0
21-Mar	12	2	4	2	0
22-Mar	11	8	2	2	0
23-Mar	13	12	4	3	0
24-Mar	6	8	0	2	0
25-Mar	0	12	0	0	0
26-Mar	0	10	0	2	0
27-Mar	1	9	0	1	0
28-Mar	17	4	4	1	0
29-Mar	19	7	2	2	0
30-Mar	7	6	0	1	0
31-Mar	6	4	1	0	0
Total	280	241	50	41	0

*Please note the date the sentence is set to begin may not be the same day the inmate entered the SMCP.

Statewide Misdemeanant Confinement Program

Monthly Reimbursement Summary

Report Date: as of 3/31/2016

County	Housing Paid	Mileage Paid	Personnel Paid	Total Paid	Medical Paid
Alamance	\$ 74,040.00	\$ 187.38	\$ 2,467.50	\$ 76,694.88	\$ 2,142.79
Alexander	\$ 2,960.00	\$ 181.44	\$ 260.00	\$ 3,401.44	\$ -
Alleghany	\$ 12,440.00	\$ -	\$ -	\$ 12,440.00	\$ -
Anson	\$ 920.00	\$ 110.16	\$ 192.75	\$ 1,222.91	\$ -
Ashe	\$ 40,200.00	\$ -	\$ -	\$ 40,200.00	\$ 93.87
Avery	\$ 160.00	\$ 103.68	\$ 166.50	\$ 430.18	\$ -
Beaufort	\$ 1,840.00	\$ 38.88	\$ 60.00	\$ 1,938.88	\$ -
Bertie	\$ 5,200.00	\$ -	\$ -	\$ 5,200.00	\$ -
Bladen	\$ 1,199.35	\$ 37.80	\$ 59.25	\$ 1,296.40	\$ -
Brunswick	\$ 43,160.00	\$ -	\$ -	\$ 43,160.00	\$ -
Buncombe	\$ 43,840.00	\$ -	\$ -	\$ 43,840.00	\$ -
Burke	\$ 1,360.00	\$ 207.36	\$ 347.75	\$ 1,915.11	\$ -
Cabarrus	\$ 69,480.00	\$ 81.54	\$ 325.00	\$ 69,886.54	\$ 1,989.31
Caldwell	\$ 480.00	\$ 184.68	\$ 257.25	\$ 921.93	\$ -
Camden*	\$ -	\$ -	\$ -	\$ -	\$ -
Carteret	\$ 55.15	\$ -	\$ -	\$ 55.15	\$ -
Caswell	\$ 19,400.00	\$ -	\$ -	\$ 19,400.00	\$ 89.33
Catawba	\$ 480.00	\$ 182.52	\$ 234.25	\$ 896.77	\$ -
Chatham	\$ -	\$ 31.32	\$ 59.25	\$ 90.57	\$ -
Cherokee	\$ 13,760.00	\$ -	\$ -	\$ 13,760.00	\$ -
Chowan	\$ 3,600.00	\$ -	\$ -	\$ 3,600.00	\$ -
Clay	\$ 960.00	\$ -	\$ -	\$ 960.00	\$ 1,741.76
Cleveland	\$ 6,720.00	\$ -	\$ -	\$ 6,720.00	\$ -
Columbus	\$ 6,920.00	\$ 55.08	\$ 77.50	\$ 7,052.58	\$ -
Craven	\$ 49,720.00	\$ 8.10	\$ 25.00	\$ 49,753.10	\$ 1,926.98
Cumberland	\$ 4,640.00	\$ 194.40	\$ 514.00	\$ 5,348.40	\$ -
Currituck	\$ -	\$ -	\$ -	\$ -	\$ -
Dare	\$ 3,040.00	\$ -	\$ -	\$ 3,040.00	\$ -
Davidson	\$ 1,160.00	\$ 158.76	\$ 314.50	\$ 1,633.26	\$ -

Statewide Misdemeanant Confinement Program

Monthly Reimbursement Summary

Report Date: as of 3/31/2016

County	Housing Paid	Mileage Paid	Personnel Paid	Total Paid	Medical Paid
Davie	\$ 6,160.00	\$ 154.44	\$ 390.25	\$ 6,704.69	\$ 2,102.26
Department of Public Safety	\$ 56,120.00	\$ -	\$ -	\$ 56,120.00	\$ 9,367.63
Duplin	\$ 29,920.00	\$ 89.64	\$ 95.75	\$ 30,105.39	\$ -
Durham	\$ 41,360.00	\$ 27.00	\$ 54.25	\$ 41,441.25	\$ -
Edgecombe	\$ 10,520.00	\$ 42.12	\$ 71.75	\$ 10,633.87	\$ -
Forsyth	\$ 7,760.00	\$ 422.28	\$ 702.25	\$ 8,884.53	\$ 488.09
Franklin	\$ 5,160.00	\$ 120.96	\$ 204.00	\$ 5,484.96	\$ -
Gaston	\$ 20,280.00	\$ -	\$ -	\$ 20,280.00	\$ -
Gates	\$ -	\$ -	\$ -	\$ -	\$ -
Graham	\$ 40.00	\$ 49.68	\$ 80.75	\$ 170.43	\$ -
Granville	\$ 240.00	\$ 44.28	\$ 78.25	\$ 362.53	\$ -
Greene	\$ 18,074.50	\$ 189.00	\$ -	\$ 18,263.50	\$ 6,293.23
Guilford	\$ 7,520.00	\$ 584.28	\$ 873.25	\$ 8,977.53	\$ -
Halifax	\$ 440.00	\$ 64.80	\$ 140.25	\$ 645.05	\$ -
Harnett	\$ 11,200.00	\$ -	\$ -	\$ 11,200.00	\$ -
Haywood	\$ 5,680.00	\$ -	\$ -	\$ 5,680.00	\$ 459.85
Henderson	\$ 2,080.00	\$ 22.68	\$ 53.25	\$ 2,155.93	\$ -
Hertford	\$ 10,680.00	\$ -	\$ -	\$ 10,680.00	\$ 1,706.43
Hoke	\$ 7,120.00	\$ -	\$ -	\$ 7,120.00	\$ -
Hyde	\$ -	\$ -	\$ -	\$ -	\$ -
Iredell	\$ 13,400.00	\$ 136.08	\$ 197.25	\$ 13,733.33	\$ -
Jackson	\$ -	\$ -	\$ -	\$ -	\$ -
Johnston	\$ 1,800.00	\$ 187.92	\$ 320.25	\$ 2,308.17	\$ -
Jones	\$ -	\$ -	\$ -	\$ -	\$ -
Lee	\$ 2,480.00	\$ -	\$ -	\$ 2,480.00	\$ -
Lenoir	\$ 19,920.00	\$ -	\$ -	\$ 19,920.00	\$ -
Lincoln	\$ 480.00	\$ 177.12	\$ 257.00	\$ 914.12	\$ -
Macon	\$ 10,840.00	\$ -	\$ -	\$ 10,840.00	\$ 2,524.14

Statewide Misdemeanant Confinement Program

Monthly Reimbursement Summary

Report Date: as of 3/31/2016

County	Housing Paid	Mileage Paid	Personnel Paid	Total Paid	Medical Paid
Madison	\$ 2,000.00	\$ -	\$ -	\$ 2,000.00	\$ -
Martin	\$ 1,600.00	\$ 25.92	\$ 53.25	\$ 1,679.17	\$ -
McDowell	\$ 1,800.00	\$ 63.72	\$ 163.25	\$ 2,026.97	\$ -
Mecklenburg	\$ 64,680.00	\$ -	\$ -	\$ 64,680.00	\$ -
Mitchell	\$ -	\$ -	\$ -	\$ -	\$ -
Montgomery	\$ 18,600.00	\$ 92.88	\$ 109.25	\$ 18,802.13	\$ 3,348.17
Moore	\$ 24,400.00	\$ -	\$ -	\$ 24,400.00	\$ -
Nash	\$ 1,640.00	\$ 92.88	\$ 166.00	\$ 1,898.88	\$ -
New Hanover	\$ 30,400.00	\$ 384.48	\$ 629.00	\$ 31,413.48	\$ 14,021.39
Northampton	\$ 20,560.00	\$ 136.08	\$ 325.00	\$ 21,021.08	\$ 3,391.78
Onslow	\$ 31,520.00	\$ 277.56	\$ 341.00	\$ 32,138.56	\$ 6,614.67
Orange	\$ 640.00	\$ 72.36	\$ 149.00	\$ 861.36	\$ -
Pamlico	\$ -	\$ -	\$ -	\$ -	\$ -
Pasquotank*	\$ 7,320.00	\$ -	\$ -	\$ 7,320.00	\$ -
Pender	\$ 1,680.00	\$ 73.44	\$ 126.50	\$ 1,879.94	\$ -
Perquimans*	\$ -	\$ -	\$ -	\$ -	\$ -
Person	\$ 17,400.00	\$ -	\$ -	\$ 17,400.00	\$ 1,142.53
Pitt	\$ 3,280.00	\$ 623.16	\$ 1,221.25	\$ 5,124.41	\$ -
Polk	\$ 80.00	\$ 19.44	\$ 48.25	\$ 147.69	\$ -
Randolph	\$ 5,400.00	\$ 156.60	\$ 207.25	\$ 5,763.85	\$ -
Richmond	\$ 120.00	\$ 50.76	\$ 74.25	\$ 245.01	\$ -
Robeson	\$ -	\$ -	\$ -	\$ -	\$ -
Rockingham	\$ 27,320.00	\$ -	\$ -	\$ 27,320.00	\$ -
Rowan	\$ 37,520.00	\$ 167.94	\$ 3,403.75	\$ 41,091.69	\$ -
Rutherford	\$ 36,520.00	\$ -	\$ -	\$ 36,520.00	\$ 14.61
Sampson	\$ 45,440.00	\$ 210.60	\$ 262.50	\$ 45,913.10	\$ 119.61
Scotland	\$ 360.00	\$ -	\$ -	\$ 360.00	\$ -
Stanly	\$ 13,880.00	\$ -	\$ -	\$ 13,880.00	\$ -
Stokes	\$ 18,120.00	\$ 236.52	\$ 333.25	\$ 18,689.77	\$ 2,478.36

Statewide Misdemeanant Confinement Program

Monthly Reimbursement Summary

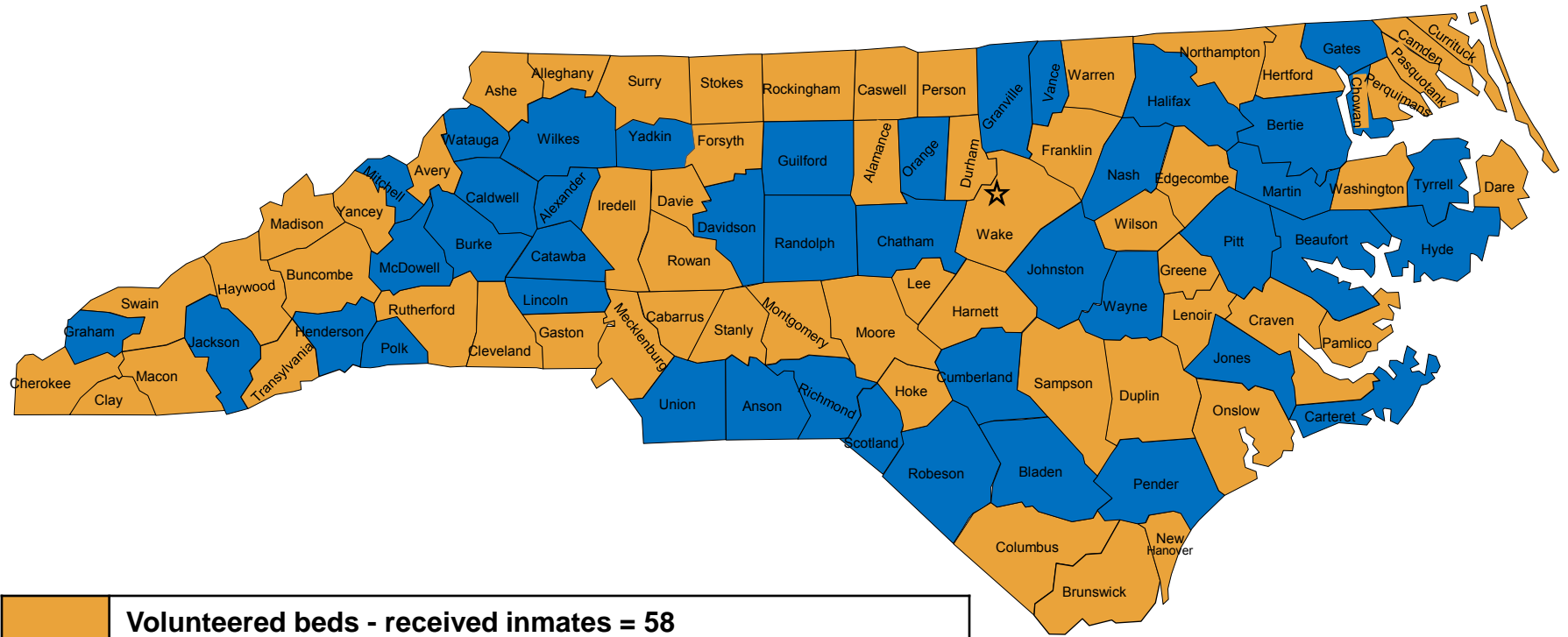
Report Date: as of 3/31/2016



County	Housing Paid	Mileage Paid	Personnel Paid	Total Paid	Medical Paid
Surry	\$ 14,800.00	\$ 42.12	\$ 138.50	\$ 14,980.62	\$ -
Swain	\$ 5,880.00	\$ -	\$ -	\$ 5,880.00	\$ -
Transylvania	\$ 17,000.00	\$ -	\$ -	\$ 17,000.00	\$ -
Tyrrell	\$ -	\$ -	\$ -	\$ -	\$ -
Union	\$ 1,560.00	\$ 102.60	\$ 286.75	\$ 1,949.35	\$ -
Vance	\$ 1,720.00	\$ 136.08	\$ 212.25	\$ 2,068.33	\$ -
Wake	\$ 114,800.00	\$ 2.16	\$ 29.25	\$ 114,831.41	\$ -
Warren	\$ 6,480.00	\$ -	\$ -	\$ 6,480.00	\$ 4,881.87
Washington	\$ 4,960.00	\$ 135.00	\$ 133.25	\$ 5,228.25	\$ -
Watauga	\$ 280.00	\$ 60.48	\$ 120.00	\$ 460.48	\$ -
Wayne	\$ 800.00	\$ 216.00	\$ 366.25	\$ 1,382.25	\$ -
Wilkes	\$ 1,400.00	\$ 43.20	\$ 65.00	\$ 1,508.20	\$ -
Wilson	\$ 16,920.00	\$ -	\$ -	\$ 16,920.00	\$ -
Yadkin	\$ 120.00	\$ 51.84	\$ 71.75	\$ 243.59	\$ -
Yancey	\$ 11,080.00	\$ 38.88	\$ 62.50	\$ 11,181.38	\$ -
Total	\$ 1,307,089.00	\$ 7,588.08	\$ 17,977.25	\$ 1,332,654.33	\$ 66,938.66

SMCP Fund Analysis as of Report Date

2015 Year-End Fund Balance	\$50,778,218.97
2016 County Reimbursements Paid Year to Date	\$3,780,315.42
2016 Medical Payments Paid Year to Date	\$188,822.58
Funds Available	\$46,809,080.97

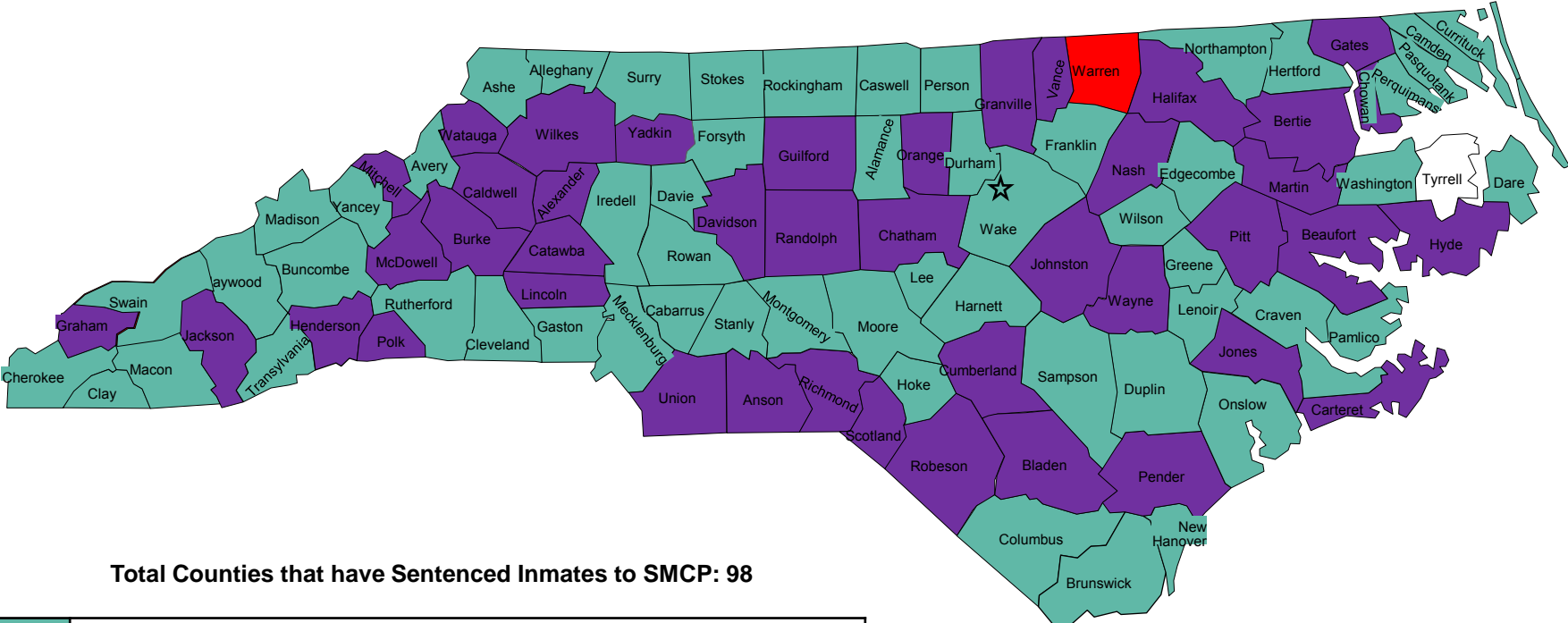
Counties that have Volunteered Beds to the Statewide Misdemeanant Confinement Program (SMCP)



	Volunteered beds - received inmates = 58
	Not volunteered beds = 42

Last Updated: 3/31/16

Counties that have Sentenced Inmates to the Statewide Misdemeanant Confinement Program (SMCP)



Total Counties that have Sentenced Inmates to SMCP: 98

	Volunteered beds - sent and received inmates = 58
	Volunteered beds - only received inmates =1
	Not volunteered beds - sent inmates = 40
	Not volunteered beds - not sent inmates = 1