
**Statewide Misdemeanant Confinement Program
Monthly Status Report**

North Carolina Sheriffs' Association



January 2017



NORTH CAROLINA SHERIFFS' ASSOCIATION
Statewide Misdemeanant Confinement Program
Monthly Status Report
January 2017

The Statewide Misdemeanant Confinement Program (SMCP) manages the housing, transportation and medical expenses of state inmates housed in a local jail who have been convicted of a misdemeanor crime with a sentence of 91 days or more and those convicted of a misdemeanor Driving While Impaired (DWI) offense. The North Carolina Sheriffs' Association (NCSA) provides a critical role in managing the day-to-day operations of the program. The Monthly Status Report is prepared and submitted to all interested parties. The report includes the daily inmate population for the report month, the number of volunteered beds in the program, the number of confinements in response to violations (CRV's) for the month, the number of DWI's for the month, and the funds collected and expended year-to-date. The Monthly Status Report will be distributed no later than the last business day of each calendar month and will provide data of the SMCP from the previous calendar month.

Statewide Misdemeanant Confinement Program

Daily Population

For the Month of January 2017

Date	Adult Males	Adult Females	Youth Males	Youth Females	Total SMCP Inmates
1-Jan	941	174	0	0	1115
2-Jan	941	174	0	0	1115
3-Jan	933	171	0	0	1104
4-Jan	944	167	0	0	1111
5-Jan	922	160	0	0	1082
6-Jan	925	158	0	0	1083
7-Jan	925	158	0	0	1083
8-Jan	925	158	0	0	1083
9-Jan	925	158	0	0	1083
10-Jan	910	155	0	0	1065
11-Jan	911	155	0	0	1066
12-Jan	920	156	0	0	1076
13-Jan	912	160	0	0	1072
14-Jan	912	160	0	0	1072
15-Jan	912	160	0	0	1072
16-Jan	912	160	0	0	1072
17-Jan	897	157	0	0	1054
18-Jan	890	162	0	0	1052
19-Jan	889	165	0	0	1054
20-Jan	902	167	0	0	1069
21-Jan	902	167	0	0	1069
22-Jan	902	167	0	0	1069
23-Jan	902	164	0	0	1066
24-Jan	913	165	0	0	1078
25-Jan	923	168	0	0	1091
26-Jan	941	171	0	0	1112
27-Jan	933	173	0	0	1106
28-Jan	933	173	0	0	1106
29-Jan	933	173	0	0	1106
30-Jan	926	170	0	0	1096
31-Jan	929	173	0	0	1102

	Adult Males	Adult Females	Youth Males	Youth Females	Total
Inmate Capacity	1379	331	17	10	1737

Month High	944	174	0	0	1115
Month Low	889	155	0	0	1052
Month Average	919	164	0	0	1083

CRV's	13	8	0	0	21
DWI's	139	21	0	0	160

Statewide Misdemeanant Confinement Program

Daily Population

For the Month of January 2017

Date	Adult Males Entered	Adult Males Released	Adult Females Entered	Adult Females Released	Youth Offenders
1-Jan	1	4	0	2	0
2-Jan	1	14	0	1	0
3-Jan	21	8	3	4	0
4-Jan	5	2	2	4	0
5-Jan	15	4	4	3	0
6-Jan	16	16	2	4	0
7-Jan	1	3	0	1	0
8-Jan	0	10	0	1	0
9-Jan	13	13	2	1	0
10-Jan	8	9	7	1	0
11-Jan	22	7	2	1	0
12-Jan	10	11	7	3	0
13-Jan	12	10	6	1	0
14-Jan	0	11	0	0	0
15-Jan	0	6	0	3	0
16-Jan	0	9	0	3	0
17-Jan	16	11	0	1	0
18-Jan	17	12	4	1	0
19-Jan	12	7	1	3	0
20-Jan	12	9	3	2	0
21-Jan	0	4	0	0	0
22-Jan	1	3	0	2	0
23-Jan	21	12	2	1	0
24-Jan	13	10	3	2	0
25-Jan	17	9	7	4	0
26-Jan	16	15	3	2	0
27-Jan	15	14	3	1	0
28-Jan	0	7	0	2	0
29-Jan	0	7	0	2	0
30-Jan	0	7	0	2	0
31-Jan	17	10	1	1	0

Total	281	274	62	59	0
-------	-----	-----	----	----	---

*Please note the date the sentence is set to begin may not be the same day
the inmate entered the SMCP.

Statewide Misdemeanant Confinement Program

Monthly Reimbursement Summary

Report Date: as of 1/31/2017

County	Housing Paid	Mileage Paid	Personnel Paid	Total Paid	Medical Paid
Alamance	\$ 86,680.00	\$ 11.77	\$ 112.50	\$ 86,804.27	\$ 11,440.63
Alexander	\$ -	\$ -	\$ -	\$ -	\$ -
Alleghany	\$ 15,640.00	\$ 2.14	\$ 157.50	\$ 15,799.64	\$ 2,895.83
Anson	\$ -	\$ -	\$ -	\$ -	\$ -
Ashe	\$ 40,640.00	\$ -	\$ -	\$ 40,640.00	\$ -
Avery	\$ 16,200.00	\$ -	\$ -	\$ 16,200.00	\$ 2,145.14
Beaufort	\$ 560.00	\$ 115.56	\$ 200.00	\$ 875.56	\$ -
Bertie	\$ 760.00	\$ 26.75	\$ 51.75	\$ 838.50	\$ -
Bladen	\$ -	\$ -	\$ -	\$ -	\$ -
Brunswick	\$ 44,120.00	\$ -	\$ -	\$ 44,120.00	\$ -
Buncombe	\$ 28,560.00	\$ 252.47	\$ 354.00	\$ 29,166.47	\$ -
Burke	\$ 400.00	\$ 111.28	\$ 193.25	\$ 704.53	\$ -
Cabarrus	\$ 82,960.00	\$ 21.94	\$ 195.00	\$ 83,176.94	\$ 88.18
Caldwell	\$ 560.00	\$ 121.98	\$ 171.50	\$ 853.48	\$ -
Camden*	\$ -	\$ -	\$ -	\$ -	\$ -
Carteret	\$ 120.00	\$ 50.29	\$ 73.25	\$ 243.54	\$ 15,100.48
Caswell	\$ 18,080.00	\$ -	\$ 37.50	\$ 18,117.50	\$ -
Catawba	\$ 960.00	\$ 81.32	\$ 90.00	\$ 1,131.32	\$ -
Chatham	\$ 52.00	\$ 21.40	\$ 50.00	\$ 123.40	\$ -
Cherokee	\$ 7,360.00	\$ -	\$ -	\$ 7,360.00	\$ -
Chowan	\$ 1,080.00	\$ -	\$ -	\$ 1,080.00	\$ -
Clay	\$ 200.00	\$ -	\$ -	\$ 200.00	\$ -
Cleveland	\$ 14,080.00	\$ 50.29	\$ 68.25	\$ 14,198.54	\$ 990.15
Columbus	\$ 2,760.00	\$ -	\$ -	\$ 2,760.00	\$ -
Craven	\$ 29,960.00	\$ -	\$ -	\$ 29,960.00	\$ -
Cumberland	\$ 4,120.00	\$ 430.71	\$ 690.50	\$ 5,241.21	\$ -
Currituck	\$ 2,080.00	\$ -	\$ -	\$ 2,080.00	\$ -
Dare	\$ 11,080.00	\$ -	\$ -	\$ 11,080.00	\$ -
Davidson	\$ 2,480.00	\$ 150.87	\$ 210.25	\$ 2,841.12	\$ -

Statewide Misdemeanant Confinement Program

Monthly Reimbursement Summary

Report Date: as of 1/31/2017

County	Housing Paid	Mileage Paid	Personnel Paid	Total Paid	Medical Paid
Davie	\$ 40.00	\$ 134.82	\$ 215.25	\$ 390.07	\$ -
Department of Public Safety	\$ 89,440.00	\$ -	\$ -	\$ 89,440.00	\$ 434.48
Duplin	\$ 36,360.00	\$ -	\$ -	\$ 36,360.00	\$ -
Durham	\$ 39,960.00	\$ 80.25	\$ 162.75	\$ 40,203.00	\$ -
Edgecombe	\$ 17,320.00	\$ 166.92	\$ 287.00	\$ 17,773.92	\$ -
Forsyth	\$ 7,240.00	\$ 531.79	\$ 753.25	\$ 8,525.04	\$ -
Franklin	\$ 7,520.00	\$ 33.17	\$ 63.25	\$ 7,616.42	\$ -
Gaston	\$ 17,920.00	\$ 102.72	\$ 190.00	\$ 18,212.72	\$ -
Gates	\$ -	\$ -	\$ -	\$ -	\$ -
Graham	\$ 80.00	\$ -	\$ -	\$ 80.00	\$ -
Granville	\$ 360.00	\$ 79.18	\$ 125.00	\$ 564.18	
Greene	\$ 23,200.00	\$ -	\$ -	\$ 23,200.00	\$ 1,978.14
Guilford	\$ 6,800.00	\$ 512.53	\$ 767.25	\$ 8,079.78	\$ -
Halifax	\$ 360.00	\$ 97.37	\$ 173.50	\$ 630.87	\$ -
Harnett	\$ 15,360.00	\$ -	\$ -	\$ 15,360.00	\$ -
Haywood	\$ 12,760.00	\$ -	\$ -	\$ 12,760.00	\$ -
Henderson	\$ 520.00	\$ 44.94	\$ 106.50	\$ 671.44	\$ -
Hertford	\$ 8,480.00	\$ -	\$ -	\$ 8,480.00	\$ -
Hoke	\$ 4,760.00	\$ -	\$ -	\$ 4,760.00	\$ 450.42
Hyde	\$ -	\$ -	\$ -	\$ -	\$ -
Iredell	\$ 10,560.00	\$ 269.64	\$ 394.50	\$ 11,224.14	\$ -
Jackson	\$ 400.00	\$ 41.73	\$ 89.00	\$ 530.73	\$ -
Johnston	\$ 960.00	\$ 81.32	\$ 133.50	\$ 1,174.82	\$ -
Jones	\$ -	\$ -	\$ -	\$ -	\$ -
Lee	\$ 8,480.00	\$ -	\$ -	\$ 8,480.00	\$ -
Lenoir	\$ 20,320.00	\$ 85.60	\$ 103.25	\$ 20,508.85	\$ 364.11
Lincoln	\$ -	\$ -	\$ -	\$ -	\$ -
Macon	\$ 8,760.00	\$ 3.75	\$ 25.00	\$ 8,788.75	\$ 102.20

Statewide Misdemeanant Confinement Program

Monthly Reimbursement Summary

Report Date: as of 1/31/2017

County	Housing Paid	Mileage Paid	Personnel Paid	Total Paid	Medical Paid
Madison	\$ -	\$ -	\$ -	\$ -	\$ 145.42
Martin	\$ 320.00	\$ 25.68	\$ 53.25	\$ 398.93	\$ -
McDowell	\$ 4,120.00	\$ 237.54	\$ 454.50	\$ 4,812.04	\$ -
Mecklenburg	\$ 82,440.00	\$ -	\$ -	\$ 82,440.00	\$ 307.78
Mitchell	\$ -	\$ -	\$ -	\$ -	\$ -
Montgomery	\$ 21,240.00	\$ -	\$ -	\$ 21,240.00	\$ -
Moore	\$ 14,800.00	\$ 171.20	\$ 300.00	\$ 15,271.20	\$ -
Nash	\$ 4,600.00	\$ 100.58	\$ 222.75	\$ 4,923.33	\$ -
New Hanover	\$ 24,720.00	\$ 79.18	\$ 138.50	\$ 24,937.68	\$ -
Northampton	\$ 22,560.00	\$ 173.34	\$ 380.75	\$ 23,114.09	\$ -
Onslow	\$ 41,720.00	\$ -	\$ -	\$ 41,720.00	\$ 384.55
Orange	\$ 3,040.00	\$ -	\$ -	\$ 3,040.00	\$ -
Pamlico	\$ 10,840.00	\$ -	\$ -	\$ 10,840.00	\$ -
Pasquotank*	\$ 5,640.00	\$ -	\$ -	\$ 5,640.00	\$ -
Pender	\$ -	\$ -	\$ -	\$ -	\$ -
Perquimans*	\$ -	\$ -	\$ -	\$ -	\$ -
Person	\$ 23,840.00	\$ 57.78	\$ 82.50	\$ 23,980.28	\$ 431.50
Pitt	\$ 4,400.00	\$ 231.12	\$ 423.00	\$ 5,054.12	\$ -
Polk	\$ -	\$ -	\$ -	\$ -	\$ -
Randolph	\$ 3,560.00	\$ 285.84	\$ 427.75	\$ 4,273.59	\$ -
Richmond	\$ -	\$ -	\$ -	\$ -	\$ -
Robeson	\$ 3,720.00	\$ 272.85	\$ 348.50	\$ 4,341.35	\$ -
Rockingham	\$ 23,960.00	\$ -	\$ -	\$ 23,960.00	\$ 98.41
Rowan	\$ 35,480.00	\$ 194.74	\$ 422.75	\$ 36,097.49	\$ 11,871.98
Rutherford	\$ 28,480.00	\$ -	\$ -	\$ 28,480.00	\$ -
Sampson	\$ 54,040.00	\$ 278.00	\$ 350.00	\$ 54,668.00	\$ -
Scotland	\$ 2,000.00	\$ 136.96	\$ 205.75	\$ 2,342.71	\$ -
Stanly	\$ 15,320.00	\$ -	\$ -	\$ 15,320.00	\$ -
Stokes	\$ 16,560.00	\$ 202.23	\$ 270.75	\$ 17,032.98	\$ -

Statewide Misdemeanant Confinement Program

Monthly Reimbursement Summary

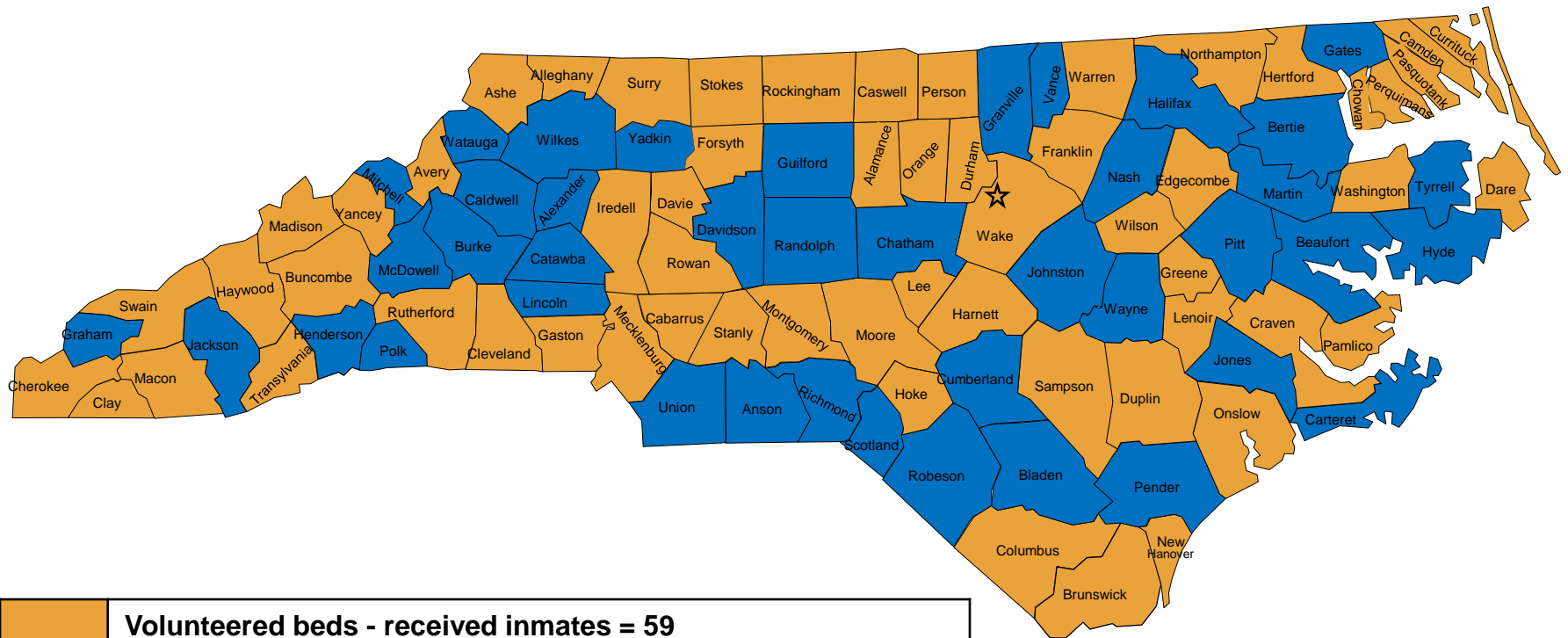
Report Date: as of 1/31/2017



County	Housing Paid	Mileage Paid	Personnel Paid	Total Paid	Medical Paid
Surry	\$ 16,440.00	\$ 39.59	\$ 68.25	\$ 16,547.84	\$ -
Swain	\$ 8,600.00	\$ -	\$ -	\$ 8,600.00	\$ -
Transylvania	\$ 41,640.00	\$ 6.42	\$ 112.50	\$ 41,758.92	\$ 3,022.67
Tyrrell	\$ -	\$ -	\$ -	\$ -	\$ -
Union	\$ 1,040.00	\$ 102.72	\$ 179.25	\$ 1,321.97	\$ -
Vance	\$ 1,320.00	\$ 182.97	\$ 350.00	\$ 1,852.97	\$ -
Wake	\$ 112,840.00	\$ 2.14	\$ 29.25	\$ 112,871.39	\$ 7,651.28
Warren	\$ 6,360.00	\$ -	\$ -	\$ 6,360.00	\$ -
Washington	\$ 6,200.00	\$ 133.75	\$ 133.25	\$ 6,467.00	\$ -
Watauga	\$ -	\$ -	\$ -	\$ -	\$ -
Wayne	\$ 560.00	\$ 92.02	\$ 169.00	\$ 821.02	\$ -
Wilkes	\$ 4,400.00	\$ 125.19	\$ 205.00	\$ 4,730.19	\$ -
Wilson	\$ 24,040.00	\$ 26.75	\$ 55.75	\$ 24,122.50	\$ 85.85
Yadkin	\$ 2,400.00	\$ 138.03	\$ 138.25	\$ 2,676.28	\$ -
Yancey	\$ 4,960.00	\$ 263.22	\$ 243.25	\$ 5,466.47	\$ -
Total	\$ 1,427,652.00	\$ 7,274.34	\$ 12,008.75	\$ 1,446,935.09	\$ 59,989.20

SMCP Fund Analysis as of Report Date

2015 Year-End Fund Balance	\$50,778,218.97
2016 County Reimbursements Paid Year to Date	\$18,400,848.58
2016 Medical Payments Paid Year to Date	\$1,012,626.72
2016 Safekeeper Payments To DPS Year to Date	\$214,869.45

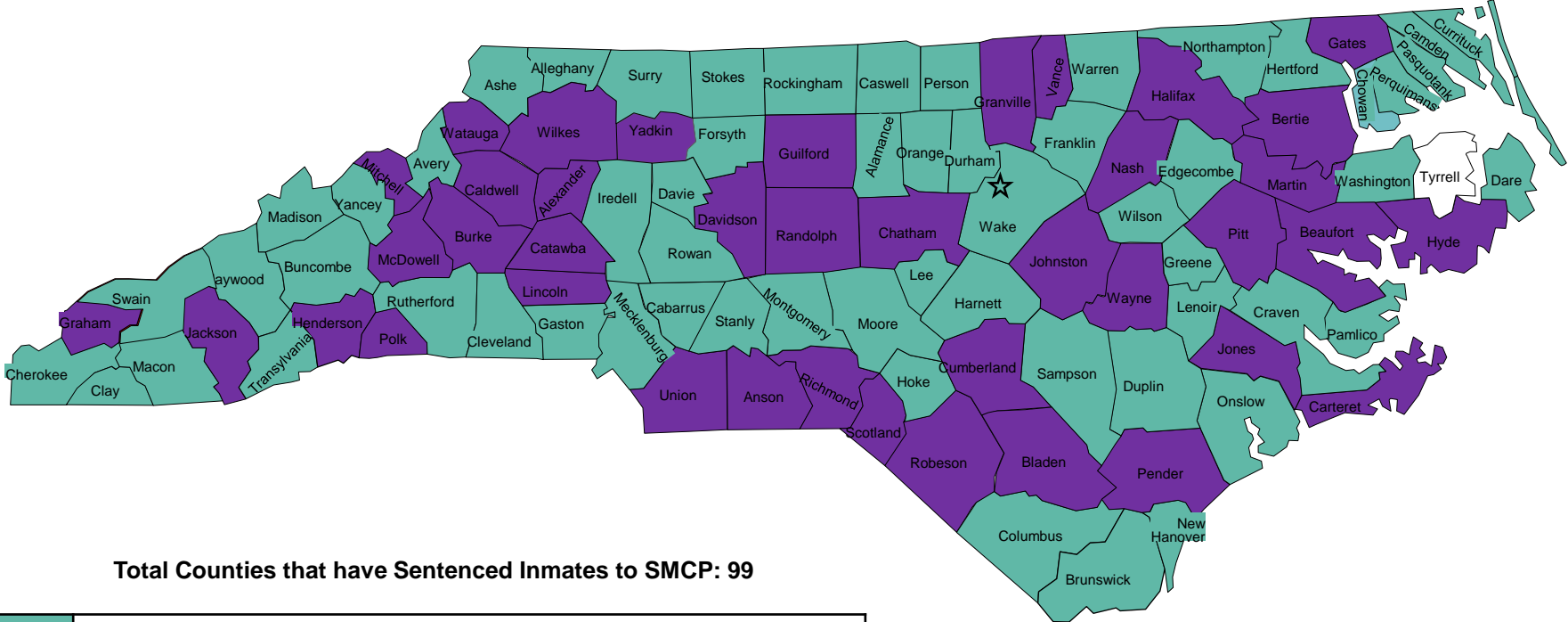
Counties that have Volunteered Beds to the Statewide Misdemeanant Confinement Program (SMCP)



	Volunteered beds - received inmates = 59
	Not volunteered beds = 41

Last Updated: 1/31/2017

Counties that have Sentenced Inmates to the Statewide Misdemeanant Confinement Program (SMCP)



Total Counties that have Sentenced Inmates to SMCP: 99

	Volunteered beds - sent and received inmates = 59
	Not volunteered beds - sent inmates = 40
	Not volunteered beds - not sent inmates = 1