

---

**Statewide Misdemeanant Confinement Program**  
**Monthly Status Report**

---

**North Carolina Sheriffs' Association**



**March 2017**



**NORTH CAROLINA SHERIFFS' ASSOCIATION**  
**Statewide Misdemeanant Confinement Program**  
**Monthly Status Report**  
**March 2017**

---

---

The Statewide Misdemeanant Confinement Program (SMCP) manages the housing, transportation and medical expenses of state inmates housed in a local jail who have been convicted of a misdemeanor crime with a sentence of 91 days or more and those convicted of a misdemeanor Driving While Impaired (DWI) offense. The North Carolina Sheriffs' Association (NCSA) provides a critical role in managing the day-to-day operations of the program. The Monthly Status Report is prepared and submitted to all interested parties. The report includes the daily inmate population for the report month, the number of volunteered beds in the program, the number of confinements in response to violations (CRV's) for the month, the number of DWI's for the month, and the funds collected and expended year-to-date. The Monthly Status Report will be distributed no later than the last business day of each calendar month and will provide data of the SMCP from the previous calendar month.

Statewide Misdemeanant Confinement Program

Daily Population

For the Month of March 2017

| Date   | Adult Males | Adult Females | Youth Males | Youth Females | Total SMCP Inmates |
|--------|-------------|---------------|-------------|---------------|--------------------|
| 1-Mar  | 1017        | 175           | 0           | 0             | 1192               |
| 2-Mar  | 1031        | 172           | 0           | 0             | 1203               |
| 3-Mar  | 1040        | 176           | 0           | 0             | 1216               |
| 4-Mar  | 1040        | 176           | 0           | 0             | 1216               |
| 5-Mar  | 1040        | 176           | 0           | 0             | 1216               |
| 6-Mar  | 1034        | 172           | 0           | 0             | 1206               |
| 7-Mar  | 1036        | 174           | 0           | 0             | 1210               |
| 8-Mar  | 1043        | 174           | 0           | 0             | 1217               |
| 9-Mar  | 1044        | 179           | 0           | 0             | 1223               |
| 10-Mar | 1039        | 178           | 0           | 0             | 1217               |
| 11-Mar | 1039        | 178           | 0           | 0             | 1217               |
| 12-Mar | 1039        | 178           | 0           | 0             | 1217               |
| 13-Mar | 1035        | 176           | 0           | 0             | 1211               |
| 14-Mar | 1032        | 175           | 0           | 0             | 1207               |
| 15-Mar | 1020        | 171           | 0           | 0             | 1191               |
| 16-Mar | 1017        | 175           | 0           | 0             | 1192               |
| 17-Mar | 1017        | 175           | 0           | 0             | 1192               |
| 18-Mar | 1017        | 175           | 0           | 0             | 1192               |
| 19-Mar | 1017        | 175           | 0           | 0             | 1192               |
| 20-Mar | 1008        | 173           | 0           | 0             | 1181               |
| 21-Mar | 1007        | 174           | 0           | 0             | 1181               |
| 22-Mar | 1013        | 179           | 0           | 0             | 1192               |
| 23-Mar | 1020        | 180           | 0           | 0             | 1200               |
| 24-Mar | 1012        | 178           | 0           | 0             | 1190               |
| 25-Mar | 1012        | 178           | 0           | 0             | 1190               |
| 26-Mar | 1012        | 178           | 0           | 0             | 1190               |
| 27-Mar | 1016        | 181           | 0           | 0             | 1197               |
| 28-Mar | 1019        | 182           | 0           | 0             | 1201               |
| 29-Mar | 1021        | 180           | 0           | 0             | 1201               |
| 30-Mar | 1029        | 184           | 0           | 0             | 1213               |
| 31-Mar | 1030        | 186           | 0           | 0             | 1216               |

|                        |      |     |    |    |      |
|------------------------|------|-----|----|----|------|
| <b>Inmate Capacity</b> | 1379 | 290 | 17 | 10 | 1696 |
| <b>Month High</b>      | 1044 | 186 | 0  | 0  | 1223 |
| <b>Month Low</b>       | 1007 | 171 | 0  | 0  | 1181 |
| <b>Month Average</b>   | 1026 | 177 | 0  | 0  | 1203 |
| <b>CRV's</b>           | 11   | 6   | 0  | 0  | 17   |
| <b>DWI's</b>           | 96   | 20  | 0  | 0  | 116  |

Statewide Misdemeanant Confinement Program

Daily Population

For the Month of March 2017

| Date         | Adult Males Entered | Adult Males Released | Adult Females Entered | Adult Females Released | Youth Offenders |
|--------------|---------------------|----------------------|-----------------------|------------------------|-----------------|
| 1-Mar        | 18                  | 9                    | 0                     | 3                      | 0               |
| 2-Mar        | 9                   | 11                   | 2                     | 5                      | 0               |
| 3-Mar        | 6                   | 5                    | 4                     | 2                      | 0               |
| 4-Mar        | 1                   | 5                    | 0                     | 0                      | 0               |
| 5-Mar        | 3                   | 9                    | 0                     | 3                      | 0               |
| 6-Mar        | 18                  | 4                    | 4                     | 0                      | 0               |
| 7-Mar        | 23                  | 12                   | 6                     | 2                      | 0               |
| 8-Mar        | 13                  | 14                   | 2                     | 0                      | 0               |
| 9-Mar        | 22                  | 17                   | 2                     | 2                      | 0               |
| 10-Mar       | 9                   | 11                   | 1                     | 3                      | 0               |
| 11-Mar       | 1                   | 5                    | 0                     | 4                      | 0               |
| 12-Mar       | 0                   | 9                    | 1                     | 2                      | 0               |
| 13-Mar       | 13                  | 8                    | 6                     | 3                      | 0               |
| 14-Mar       | 13                  | 3                    | 2                     | 3                      | 0               |
| 15-Mar       | 10                  | 21                   | 4                     | 0                      | 0               |
| 16-Mar       | 11                  | 13                   | 2                     | 1                      | 0               |
| 17-Mar       | 12                  | 15                   | 3                     | 0                      | 0               |
| 18-Mar       | 1                   | 9                    | 0                     | 2                      | 0               |
| 19-Mar       | 0                   | 5                    | 0                     | 0                      | 0               |
| 20-Mar       | 11                  | 6                    | 2                     | 1                      | 0               |
| 21-Mar       | 8                   | 6                    | 3                     | 0                      | 0               |
| 22-Mar       | 10                  | 13                   | 1                     | 3                      | 0               |
| 23-Mar       | 8                   | 4                    | 1                     | 1                      | 0               |
| 24-Mar       | 8                   | 8                    | 3                     | 2                      | 0               |
| 25-Mar       | 0                   | 7                    | 0                     | 2                      | 0               |
| 26-Mar       | 0                   | 7                    | 0                     | 1                      | 0               |
| 27-Mar       | 15                  | 8                    | 3                     | 2                      | 0               |
| 28-Mar       | 12                  | 14                   | 3                     | 5                      | 0               |
| 29-Mar       | 12                  | 10                   | 3                     | 1                      | 0               |
| 30-Mar       | 16                  | 11                   | 1                     | 2                      | 0               |
| 31-Mar       | 9                   | 5                    | 1                     | 0                      | 0               |
| <b>Total</b> | 292                 | 284                  | 60                    | 55                     | 0               |

\*Please note the date the sentence is set to begin may not be the same day the inmate entered the SMCP.

## Statewide Misdemeanant Confinement Program

### Monthly Reimbursement Summary

Report Date: as of 3/31/2017

| County     | Housing Paid  | Mileage Paid | Personnel Paid | Total Paid    | Medical Paid |
|------------|---------------|--------------|----------------|---------------|--------------|
| Alamance   | \$ 100,280.00 | \$ -         | \$ -           | \$ 100,280.00 | \$ 175.27    |
| Alexander  | \$ 1,360.00   | \$ 135.89    | \$ 183.25      | \$ 1,679.14   | \$ -         |
| Alleghany  | \$ 15,800.00  | \$ -         | \$ -           | \$ 15,800.00  | \$ 1,719.46  |
| Anson      | \$ -          | \$ -         | \$ -           | \$ -          | \$ -         |
| Ashe       | \$ 26,480.00  | \$ -         | \$ -           | \$ 26,480.00  | \$ 404.65    |
| Avery      | \$ 21,080.00  | \$ 28.89     | \$ 145.00      | \$ 21,253.89  | \$ 11,453.83 |
| Beaufort   | \$ 920.00     | \$ 182.97    | \$ 256.00      | \$ 1,358.97   | \$ -         |
| Bertie     | \$ 120.00     | \$ -         | \$ -           | \$ 120.00     |              |
| Bladen     | \$ 280.00     | \$ 25.68     | \$ 51.75       | \$ 357.43     | \$ -         |
| Brunswick  | \$ 41,160.00  | \$ 161.57    | \$ 153.25      | \$ 41,474.82  | \$ 15.49     |
| Buncombe   | \$ 26,720.00  | \$ 652.70    | \$ 1,093.25    | \$ 28,465.95  |              |
| Burke      | \$ 3,040.00   | \$ 196.88    | \$ 240.75      | \$ 3,477.63   | \$ -         |
| Cabarrus   | \$ 94,240.00  | \$ -         | \$ -           | \$ 94,240.00  | \$ 9,003.51  |
| Caldwell   | \$ 5,120.00   | \$ -         | \$ -           | \$ 5,120.00   | \$ -         |
| Camden*    | \$ -          | \$ -         | \$ -           | \$ -          | \$ -         |
| Carteret   | \$ -          | \$ 50.29     | \$ 70.00       | \$ 120.29     | \$ 29.23     |
| Caswell    | \$ 19,600.00  | \$ -         | \$ -           | \$ 19,600.00  | \$ -         |
| Catawba    | \$ -          | \$ -         | \$ -           | \$ -          | \$ -         |
| Chatham    | \$ 920.00     | \$ 103.79    | \$ 180.75      | \$ 1,204.54   | \$ -         |
| Cherokee   | \$ 8,040.00   | \$ -         | \$ -           | \$ 8,040.00   | \$ -         |
| Chowan     | \$ 2,480.00   | \$ -         | \$ -           | \$ 2,480.00   | \$ -         |
| Clay       | \$ 80.00      | \$ -         | \$ -           | \$ 80.00      | \$ -         |
| Cleveland  | \$ 11,240.00  | \$ 411.95    | \$ 654.50      | \$ 12,306.45  | \$ -         |
| Columbus   | \$ 7,000.00   | \$ 54.57     | \$ 77.50       | \$ 7,132.07   | \$ -         |
| Craven     | \$ 41,960.00  | \$ 114.49    | \$ 125.75      | \$ 42,200.24  | \$ -         |
| Cumberland | \$ 4,400.00   | \$ 516.81    | \$ 904.25      | \$ 5,821.06   | \$ -         |
| Currituck  | \$ 2,600.00   | \$ -         | \$ -           | \$ 2,600.00   | \$ -         |
| Dare       | \$ 10,880.00  | \$ -         | \$ -           | \$ 10,880.00  | \$ -         |
| Davidson   | \$ 1,600.00   | \$ 222.56    | \$ 332.00      | \$ 2,154.56   | \$ -         |

## Statewide Misdemeanant Confinement Program

### Monthly Reimbursement Summary

Report Date: as of 3/31/2017

| County                      | Housing Paid | Mileage Paid | Personnel Paid | Total Paid   | Medical Paid |
|-----------------------------|--------------|--------------|----------------|--------------|--------------|
| Davie                       | \$ -         | \$ -         | \$ -           | \$ -         | \$ -         |
| Department of Public Safety | \$ 91,840.00 | \$ -         | \$ -           | \$ 91,840.00 | \$ 17,537.32 |
| Duplin                      | \$ 32,200.00 | \$ -         | \$ -           | \$ 32,200.00 | \$ -         |
| Durham                      | \$ 39,640.00 | \$ 58.85     | \$ 168.50      | \$ 39,867.35 | \$ -         |
| Edgecombe                   | \$ 13,000.00 | \$ -         | \$ -           | \$ 13,000.00 | \$ -         |
| Forsyth                     | \$ 5,080.00  | \$ 333.84    | \$ 450.75      | \$ 5,864.59  |              |
| Franklin                    | \$ 13,440.00 | \$ 209.72    | \$ 560.00      | \$ 14,209.72 | \$ -         |
| Gaston                      | \$ 14,520.00 | \$ 154.08    | \$ 332.50      | \$ 15,006.58 | \$ -         |
| Gates                       | \$ -         | \$ -         | \$ -           | \$ -         | \$ -         |
| Graham                      | \$ -         | \$ -         | \$ -           | \$ -         | \$ -         |
| Granville                   | \$ 200.00    | \$ 65.27     | \$ 116.75      | \$ 382.02    |              |
| Greene                      | \$ 32,080.00 | \$ -         | \$ -           | \$ 32,080.00 | \$ 611.78    |
| Guilford                    | \$ 6,040.00  | \$ 727.60    | \$ 1,194.00    | \$ 7,961.60  | \$ -         |
| Halifax                     | \$ 560.00    | \$ 151.94    | \$ 253.50      | \$ 965.44    | \$ -         |
| Harnett                     | \$ 18,320.00 | \$ -         | \$ -           | \$ 18,320.00 | \$ 125.94    |
| Haywood                     | \$ 21,000.00 | \$ 38.52     | \$ 60.00       | \$ 21,098.52 | \$ 269.28    |
| Henderson                   | \$ 2,200.00  | \$ 156.22    | \$ 258.00      | \$ 2,614.22  | \$ -         |
| Hertford                    | \$ 15,480.00 | \$ 46.01     | \$ 70.75       | \$ 15,596.76 | \$ 291.44    |
| Hoke                        | \$ 6,280.00  | \$ -         | \$ -           | \$ 6,280.00  | \$ -         |
| Hyde                        | \$ -         | \$ -         | \$ -           | \$ -         | \$ -         |
| Iredell                     | \$ 9,880.00  | \$ 331.70    | \$ 420.50      | \$ 10,632.20 | \$ -         |
| Jackson                     | \$ 240.00    | \$ 40.66     | \$ 91.50       | \$ 372.16    | \$ -         |
| Johnston                    | \$ 960.00    | \$ 41.73     | \$ 67.50       | \$ 1,069.23  | \$ -         |
| Jones                       | \$ 240.00    | \$ 35.31     | \$ 56.75       | \$ 332.06    | \$ -         |
| Lee                         | \$ 11,640.00 | \$ -         | \$ -           | \$ 11,640.00 | \$ -         |
| Lenoir                      | \$ 21,280.00 | \$ 120.91    | \$ 163.25      | \$ 21,564.16 | \$ 266.20    |
| Lincoln                     | \$ -         | \$ -         | \$ -           | \$ -         | \$ -         |
| Macon                       | \$ 13,360.00 | \$ 331.70    | \$ 285.75      | \$ 13,977.45 | \$ -         |

## Statewide Misdemeanant Confinement Program

### Monthly Reimbursement Summary

Report Date: as of 3/31/2017

| County      | Housing Paid  | Mileage Paid | Personnel Paid | Total Paid    | Medical Paid |
|-------------|---------------|--------------|----------------|---------------|--------------|
| Madison     | \$ 955.70     | \$ 27.87     | \$ -           | \$ 983.57     | \$ -         |
| Martin      | \$ -          | \$ -         | \$ -           | \$ -          | \$ -         |
| McDowell    | \$ 120.00     | \$ 108.07    | \$ 110.00      | \$ 338.07     | \$ -         |
| Mecklenburg | \$ 117,440.00 | \$ -         | \$ -           | \$ 117,440.00 | \$ -         |
| Mitchell    | \$ 40.00      | \$ 111.28    | \$ 172.50      | \$ 323.78     | \$ -         |
| Montgomery  | \$ 23,920.00  | \$ -         | \$ -           | \$ 23,920.00  | \$ -         |
| Moore       | \$ 15,000.00  | \$ 173.34    | \$ 284.25      | \$ 15,457.59  | \$ -         |
| Nash        | \$ 21,120.00  | \$ 156.22    | \$ 430.25      | \$ 21,706.47  | \$ -         |
| New Hanover | \$ 23,520.00  | \$ 136.96    | \$ 262.00      | \$ 23,918.96  | \$ 140.04    |
| Northampton | \$ 26,560.00  | \$ -         | \$ -           | \$ 26,560.00  | \$ 500.76    |
| Onslow      | \$ 50,320.00  | \$ 211.86    | \$ 3,406.75    | \$ 53,938.61  | \$ 1,118.24  |
| Orange      | \$ 7,120.00   | \$ 21.40     | \$ 58.25       | \$ 7,199.65   | \$ -         |
| Pamlico     | \$ 10,280.00  | \$ -         | \$ -           | \$ 10,280.00  | \$ 52.23     |
| Pasquotank* | \$ 7,240.00   | \$ -         | \$ -           | \$ 7,240.00   | \$ -         |
| Pender      | \$ -          | \$ -         | \$ -           | \$ -          | \$ -         |
| Perquimans* | \$ -          | \$ -         | \$ -           | \$ -          | \$ -         |
| Person      | \$ 21,000.00  | \$ 57.78     | \$ 82.50       | \$ 21,140.28  | \$ 5,001.24  |
| Pitt        | \$ 6,040.00   | \$ 492.20    | \$ 1,042.25    | \$ 7,574.45   | \$ -         |
| Polk        | \$ 520.00     | \$ -         | \$ -           | \$ 520.00     | \$ -         |
| Randolph    | \$ 5,440.00   | \$ 146.59    | \$ 886.25      | \$ 6,472.84   | \$ -         |
| Richmond    | \$ -          | \$ -         | \$ -           | \$ -          | \$ -         |
| Robeson     | \$ 1,920.00   | \$ 278.00    | \$ 346.75      | \$ 2,544.75   | \$ -         |
| Rockingham  | \$ 29,760.00  | \$ 200.09    | \$ 297.50      | \$ 30,257.59  | \$ 147.58    |
| Rowan       | \$ 34,120.00  | \$ 98.44     | \$ 253.75      | \$ 34,472.19  | \$ 2,091.52  |
| Rutherford  | \$ 35,880.00  | \$ -         | \$ -           | \$ 35,880.00  | \$ -         |
| Sampson     | \$ 56,120.00  | \$ 280.88    | \$ 450.00      | \$ 56,850.88  | \$ -         |
| Scotland    | \$ 400.00     | \$ 228.98    | \$ 293.50      | \$ 922.48     | \$ -         |
| Stanly      | \$ 16,360.00  | \$ 113.42    | \$ 127.50      | \$ 16,600.92  | \$ -         |
| Stokes      | \$ 16,920.00  | \$ 149.80    | \$ 297.50      | \$ 17,367.30  | \$ 271.28    |

## Statewide Misdemeanant Confinement Program

### Monthly Reimbursement Summary

Report Date: as of 3/31/2017

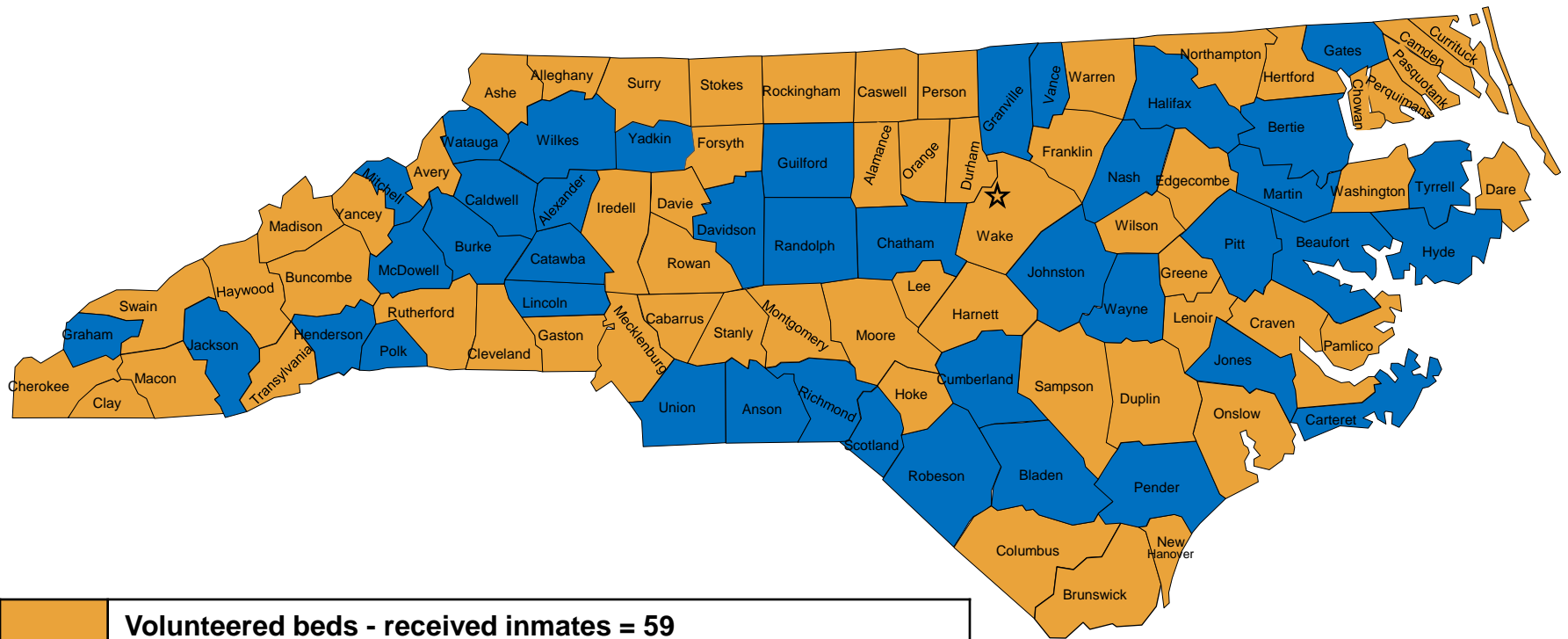
| County       | Housing Paid           | Mileage Paid       | Personnel Paid      | Total Paid             | Medical Paid        |
|--------------|------------------------|--------------------|---------------------|------------------------|---------------------|
| Surry        | \$ 10,800.00           | \$ 118.77          | \$ 171.00           | \$ 11,089.77           | \$ 62.20            |
| Swain        | \$ 11,120.00           | \$ -               | \$ -                | \$ 11,120.00           | \$ -                |
| Transylvania | \$ 35,960.00           | \$ 9.63            | \$ 137.50           | \$ 36,107.13           | \$ 8,876.43         |
| Tyrrell      | \$ -                   | \$ -               | \$ -                | \$ -                   | \$ -                |
| Union        | \$ 160.00              | \$ 39.59           | \$ 66.75            | \$ 266.34              | \$ -                |
| Vance        | \$ 560.00              | \$ 116.63          | \$ 167.50           | \$ 844.13              | \$ -                |
| Wake         | \$ 100,360.00          | \$ 47.08           | \$ 78.25            | \$ 100,485.33          | \$ 274.73           |
| Warren       | \$ 6,000.00            | \$ 60.99           | \$ 87.50            | \$ 6,148.49            | \$ -                |
| Washington   | \$ 9,400.00            | \$ -               | \$ -                | \$ 9,400.00            | \$ -                |
| Watauga      | \$ 1,560.00            | \$ 89.88           | \$ 180.00           | \$ 1,829.88            | \$ -                |
| Wayne        | \$ 1,840.00            | \$ 135.89          | \$ 239.00           | \$ 2,214.89            |                     |
| Wilkes       | \$ 1,880.00            | \$ -               | \$ -                | \$ 1,880.00            | \$ -                |
| Wilson       | \$ 31,640.00           | \$ 96.30           | \$ 237.25           | \$ 31,973.55           | \$ 1,232.11         |
| Yadkin       | \$ 520.00              | \$ 102.72          | \$ 143.50           | \$ 766.22              | \$ -                |
| Yancey       | \$ 8,360.00            | \$ -               | \$ -                | \$ 8,360.00            | \$ -                |
| <b>Total</b> | <b>\$ 1,565,155.70</b> | <b>\$ 9,513.76</b> | <b>\$ 19,327.75</b> | <b>\$ 1,593,997.21</b> | <b>\$ 61,671.76</b> |



**SMCP Fund Analysis as of Report Date**

|   |                        |
|---|------------------------|
| <b>2015 Year-End Fund Balance</b>                   | <b>\$50,778,218.97</b> |
| <b>2016 County Reimbursements Paid Year to Date</b> | <b>\$21,326,369.33</b> |
| <b>2016 Medical Payments Paid Year to Date</b>      | <b>\$1,166,201.66</b>  |
| <b>2016 Safekeeper Payments To DPS Year to Date</b> | <b>\$230,091.14</b>    |



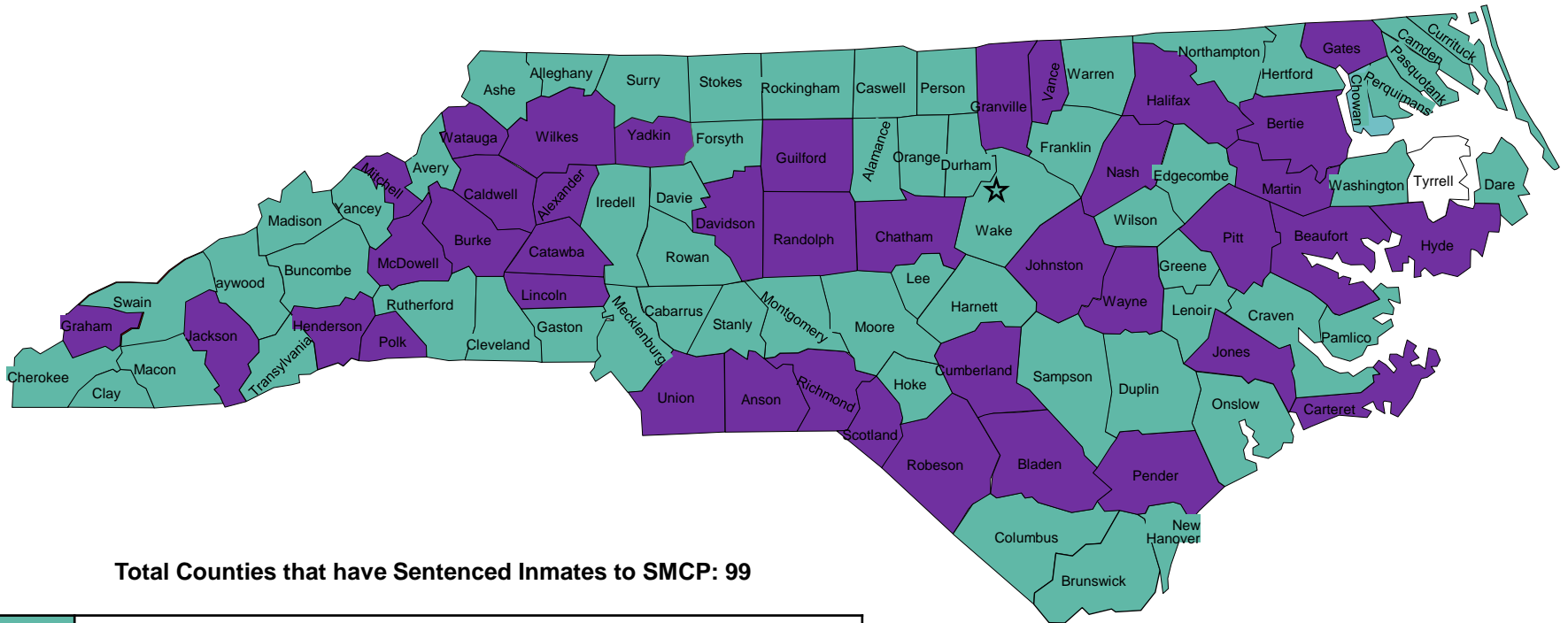
# Counties that have Volunteered Beds to the Statewide Misdemeanant Confinement Program (SMCP)



|   |   |
|---|---|
|   | <b>Volunteered beds - received inmates = 59</b> |
|  | <b>Not volunteered beds = 41</b>                |

Last Updated: 3/31/2017

# Counties that have Sentenced Inmates to the Statewide Misdemeanant Confinement Program (SMCP)



**Total Counties that have Sentenced Inmates to SMCP: 99**

|  |  |
|--|--|
|  | <b>Volunteered beds - sent and received inmates = 59</b> |
|  | <b>Not volunteered beds - sent inmates = 40</b>          |
|  | <b>Not volunteered beds - not sent inmates = 1</b>       |