
**Statewide Misdemeanant Confinement Program
Monthly Status Report**

North Carolina Sheriffs' Association



October 2021



NORTH CAROLINA SHERIFFS' ASSOCIATION

Statewide Misdemeanant Confinement Program

Monthly Status Report

October 2021

The Statewide Misdemeanant Confinement Program (SMCP) manages the housing, transportation and medical expenses of state inmates housed in a local jail who have been convicted of a misdemeanor crime with a sentence of 91 days or more and those convicted of a misdemeanor Driving While Impaired (DWI) offense. The North Carolina Sheriffs' Association (NCSA) provides a critical role in managing the day-to-day operations of the program. The Monthly Status Report is prepared by NCSA staff and then sent to all interested parties. The report includes the daily inmate population for the reported month, the number of volunteered beds in the program, the number of confinements in response to violations (CRV's) for the month, the number of DWI's for the month, and the funds collected and expended year-to-date.

Pursuant to G.S. § 148-32.1 (b2), Section 16C. (a): The North Carolina Sheriffs' Association must provide the monthly report on the status of the Statewide Misdemeanant Confinement Program to the Office of State Budget and Management and the Fiscal Research Division no later than the 15th day of each month. Previously, this requirement was contained within session law but is now housed within newly amended G.S. § 148-32(b2).

NCSA staff continues to process entries into, and releases out of, the Statewide Misdemeanant Confinement Program. It should also be noted that the number of SMCP beds being utilized experienced a downward trend at the start of the pandemic due to a limited number of cases being brought before the court and the release of SMCP inmates. The downward trend eventually stabilized and current numbers seem to indicate a gradual increase in population is occurring when examining the past several months. However, when comparing current population data to periods before the pandemic, population numbers remain well below average.

All counties holding SMCP inmates continue to receive reimbursements for housing and transportation costs. The NCSA staff continues to ensure reimbursements are calculated appropriately through a monthly reconciliation process. All reimbursements for the month of September 2021 were issued to counties on a timely basis, according to policy, on October 31, 2021.

Due to the uncertainty of COVID-19, several receiving counties have requested a temporary suspension of the assignment of additional inmates from other counties to their facilities. As time has passed, many of the counties requesting temporary suspension have once again begun to receive inmates from outside counties. The reduction caused by these

suspensions has not created any insurmountable impact on SMCP operations. NCSA staff are certain counties will continue to lift suspensions and begin to accept SMCP inmates at their previous levels after the pandemic has passed. The County map has been adjusted to differentiate between receiving counties (those with an active SMCP contract), sending only counties, and receiving counties with a temporary suspension. The map can be found on page 8 of the Monthly Status Report.

Total Capacity of Counties Receiving New Inmates:				1,450
Males:	1,198	Females:	252	
Occupied Bed as of October 31, 2021:				807
Males:	701	Females:	106	
Total Available Beds as of October 31, 2021:				643
Males:	497	Females:	146	

NCSA staff continues to evaluate and manage the operations of the program as we progress through this period of uncertainty. NCSA staff are constantly evaluating ways to evolve and expand the capacity of the program that are mutually acceptable among all stakeholders.

Statewide Misdemeanant Confinement Program

Daily Population

For the Month of October, 2021

Date	Adult Male	Adult Female	Total SMCP Inmates
1-Oct	668	111	779
2-Oct	665	112	777
3-Oct	661	111	772
4-Oct	664	112	776
5-Oct	677	111	788
6-Oct	686	114	800
7-Oct	691	112	803
8-Oct	690	112	802
9-Oct	691	110	801
10-Oct	684	110	794
11-Oct	689	112	801
12-Oct	696	115	811
13-Oct	698	118	816
14-Oct	711	119	830
15-Oct	709	117	826
16-Oct	707	115	822
17-Oct	702	112	814
18-Oct	707	114	821
19-Oct	709	115	824
20-Oct	707	113	820
21-Oct	701	112	813
22-Oct	699	110	809
23-Oct	694	109	803
24-Oct	689	108	797
25-Oct	695	107	802
26-Oct	702	106	808
27-Oct	703	107	810
28-Oct	703	107	810
29-Oct	706	107	813
30-Oct	704	106	810
31-Oct	701	106	807

Month High	711	119	830
Month Low	661	106	772
Month Average	694	111	805

CRV	7	2	9
DWI	53	9	62

Daily Entries/Releases
For the Month of October, 2021

Date	Adult Males Entered	Adult Males Released	Adult Females Entered	Adult Females Released
1-Oct	3	6	1	2
2-Oct	1	4	1	0
3-Oct	0	4	0	1
4-Oct	6	3	1	0
5-Oct	16	3	2	3
6-Oct	12	3	4	1
7-Oct	11	6	0	2
8-Oct	6	7	0	0
9-Oct	1	0	0	2
10-Oct	0	7	0	0
11-Oct	11	6	3	1
12-Oct	13	6	3	0
13-Oct	5	3	3	0
14-Oct	19	6	1	0
15-Oct	5	7	1	3
16-Oct	0	2	0	2
17-Oct	0	5	0	3
18-Oct	8	3	2	0
19-Oct	7	5	2	1
20-Oct	1	3	0	2
21-Oct	1	7	0	1
22-Oct	2	4	0	2
23-Oct	0	5	0	1
24-Oct	0	5	0	1
25-Oct	8	2	0	1
26-Oct	13	6	1	2
27-Oct	9	8	1	0
28-Oct	5	5	1	1
29-Oct	6	3	1	1
30-Oct	1	3	0	1
31-Oct	2	5	0	0

Total	170	137	28	34
--------------	------------	------------	-----------	-----------

*Please note the date the sentence is set to begin may not be the same the inmate entered the SMCP.

Statewide Misdemeanant Confinement Program
Reimbursement Summary
For the Month of October, 2021

County	Housing Paid	Mileage Paid	Personnel Paid	Total Paid	Medical Paid	Safekeeper Fees Diverted to DACJJ
Alamance	\$ 20,160.00	\$ 202.56	\$ 187.50	\$ 20,550.06		\$ -
Alexander	\$ 640.00			\$ 640.00		\$ -
Alleghany	\$ 1,200.00			\$ 1,200.00		\$ -
Anson	\$ -			\$ -		\$ -
Ashe	\$ 18,960.00			\$ 18,960.00		\$ -
Avery	\$ 23,200.00	\$ 234.39	\$ 179.50	\$ 23,613.89		\$ -
Beaufort	\$ 520.00	\$ 206.48	\$ 176.00	\$ 902.48		\$ -
Bertie	\$ 720.00	\$ 48.38	\$ 42.50	\$ 810.88		\$ -
Bladen	\$ 26,400.00			\$ 26,400.00		\$ -
Brunswick	\$ 19,360.00			\$ 19,360.00		\$ -
Buncombe	\$ 16,960.00	\$ 276.06	\$ 192.00	\$ 17,428.06		\$ -
Burke	\$ 40.00	\$ 42.38	\$ 48.50	\$ 130.88		\$ -
Cabarrus	\$ 18,920.00			\$ 18,920.00		\$ -
Caldwell	\$ 10,040.00			\$ 10,040.00	\$ 4,015.20	\$ -
Camden*	\$ -			\$ -		\$ -
Carteret	\$ 13,880.00			\$ 13,880.00		\$ -
Caswell	\$ 22,440.00			\$ 22,440.00		\$ -
Catawba	\$ 320.00	\$ 185.23	\$ 163.00	\$ 668.23		\$ -
Chatham	\$ 36.96	\$ 37.50		\$ 74.46		\$ -
Cherokee	\$ 18,560.00			\$ 18,560.00	\$ 90.58	\$ -
Chowan	\$ 4,360.00			\$ 4,360.00		\$ -
Clay	\$ -			\$ -		\$ -
Cleveland	\$ 4,840.00	\$ 187.12	\$ 176.00	\$ 5,203.12		\$ -
Columbus	\$ 6,400.00			\$ 6,400.00		\$ -
Craven	\$ 5,840.00			\$ 5,840.00		\$ -
Cumberland	\$ 720.00			\$ 720.00		\$ -
Currituck	\$ 960.00			\$ 960.00		\$ -
Dare	\$ 10,080.00			\$ 10,080.00		\$ -
Davidson	\$ 2,840.00	\$ 294.27	\$ 221.00	\$ 3,355.27		\$ -
Davie	\$ 9,600.00	\$ 22.40	\$ 37.50	\$ 9,659.90	\$ 171.42	\$ -
Department of Public Safety	\$ 69,720.00			\$ 69,720.00	\$ 9,557.70	\$ -
Duplin	\$ -			\$ -		\$ -
Durham	\$ 44,400.00	\$ 47.50	\$ 41.50	\$ 44,489.00	\$ 2,425.80	\$ -
Edgecombe	\$ 5,080.00			\$ 5,080.00		\$ -
Forsyth	\$ 32,920.00	\$ 803.07	\$ 604.50	\$ 34,327.57		\$ -
Franklin	\$ 9,960.00	\$ 140.27	\$ 112.00	\$ 10,212.27		\$ -
Gaston	\$ 1,440.00	\$ 133.80	\$ 113.00	\$ 1,686.80		\$ -
Gates	\$ -			\$ -		\$ -
Graham	\$ -			\$ -		\$ -
Granville	\$ 26,600.00			\$ 26,600.00	\$ 215.74	\$ -

Statewide Misdemeanant Confinement Program
Reimbursement Summary
For the Month of October, 2021

County	Housing Paid	Mileage Paid	Personnel Paid	Total Paid	Medical Paid	Safekeeper Fees Diverted to DACJJ
Greene	\$ 21,400.00	\$ 1.12	\$ 50.00	\$ 21,451.12		\$ -
Guilford	\$ 35,200.00	\$ 463.44	\$ 355.00	\$ 36,018.44		\$ -
Halifax	\$ 80.00	\$ 22.36	\$ 21.00	\$ 123.36		\$ -
Harnett	\$ 3,040.00			\$ 3,040.00		\$ -
Haywood	\$ 3,040.00	\$ 323.20	\$ 288.50	\$ 3,651.70		\$ -
Henderson	\$ 5,040.00			\$ 5,040.00		\$ -
Hertford	\$ -			\$ -		\$ -
Hoke	\$ 25,200.00	\$ 99.87	\$ 74.00	\$ 25,373.87		\$ -
Hyde	\$ -			\$ -		\$ -
Iredell	\$ 14,960.00	\$ 135.12	\$ 114.00	\$ 15,209.12		\$ -
Jackson	\$ 3,200.00			\$ 3,200.00		\$ -
Johnston	\$ 1,760.00	\$ 26.30	\$ 27.00	\$ 1,813.30		\$ -
Jones	\$ 320.00	\$ 71.21	\$ 62.00	\$ 453.21		\$ -
Lee	\$ 1,360.00			\$ 1,360.00		\$ -
Lenoir	\$ -			\$ -	\$ 165.62	\$ -
Lincoln	\$ 4,280.00	\$ 70.65	\$ 65.00	\$ 4,415.65		\$ -
Macon	\$ 4,320.00	\$ 695.78	\$ 488.50	\$ 5,504.28		\$ -
Madison	\$ 2,400.00			\$ 2,400.00		\$ -
Martin	\$ 2,720.00			\$ 2,720.00		\$ -
McDowell	\$ 6,200.00	\$ 321.83	\$ 293.00	\$ 6,814.83		\$ -
Mecklenburg	\$ -			\$ -		\$ -
Mitchell	\$ 160.00			\$ 160.00		\$ -
Montgomery	\$ 13,320.00			\$ 13,320.00		\$ -
Moore	\$ 24,720.00	\$ 200.51	\$ 170.00	\$ 25,090.51		\$ -
Nash	\$ 4,360.00	\$ 64.10	\$ 47.00	\$ 4,471.10		\$ -
New Hanover	\$ 20,960.00	\$ 217.28	\$ 184.00	\$ 21,361.28		\$ -
Northampton	\$ 14,760.00	\$ 116.00	\$ 80.50	\$ 14,956.50	\$ 721.42	\$ -
Onslow	\$ 30,560.00			\$ 30,560.00	\$ 1,121.34	\$ -
Orange	\$ 4,680.00	\$ 55.99	\$ 50.00	\$ 4,785.99		\$ -
Pamlico	\$ -			\$ -		\$ -
Pasquotank*	\$ 1,760.00			\$ 1,760.00		\$ -
Pender	\$ -			\$ -		\$ -
Perquimans*	\$ 560.00			\$ 560.00		\$ -
Person	\$ 13,200.00	\$ 60.70	\$ 59.00	\$ 13,319.70	\$ 64.34	\$ -
Pitt	\$ 2,360.00	\$ 285.54	\$ 226.00	\$ 2,871.54		\$ -
Polk	\$ 4,120.00			\$ 4,120.00		\$ -
Randolph	\$ 8,440.00	\$ 688.55	\$ 903.00	\$ 10,031.55		\$ -
Richmond	\$ -			\$ -		\$ -
Robeson	\$ -			\$ -		\$ -
Rockingham	\$ 19,320.00	\$ 108.70	\$ 82.50	\$ 19,511.20		\$ -

**Statewide Misdemeanant Confinement Program
Reimbursement Summary
For the Month of October, 2021**

County	Housing Paid	Mileage Paid	Personnel Paid	Total Paid	Medical Paid	Safekeeper Fees Diverted to DACJJ
Rowan	\$ 10,440.00	\$ 511.77	\$ 416.00	\$ 11,367.77		\$ -
Rutherford	\$ 9,120.00	\$ 249.37	\$ 179.00	\$ 9,548.37		\$ -
Sampson	\$ 44,360.00			\$ 44,360.00		\$ -
Scotland	\$ 160.00	\$ 66.89	\$ 55.50	\$ 282.39		\$ -
Stanly	\$ 3,120.00			\$ 3,120.00		\$ -
Stokes	\$ 17,320.00	\$ 148.13	\$ 149.50	\$ 17,617.63		\$ -
Surry	\$ 10,680.00	\$ 376.06	\$ 381.00	\$ 11,437.06		\$ -
Swain	\$ 2,640.00			\$ 2,640.00		\$ -
Transylvania	\$ 2,440.00			\$ 2,440.00		\$ -
Tyrrell	\$ -			\$ -		\$ -
Union	\$ 1,120.00	\$ 136.83	\$ 99.50	\$ 1,356.33		\$ -
Vance	\$ 640.00	\$ 190.77	\$ 161.00	\$ 991.77		\$ -
Wake	\$ 54,600.00	\$ 8.40	\$ 25.00	\$ 54,633.40	\$ 455.42	\$ -
Warren	\$ -			\$ -		\$ -
Washington	\$ 4,800.00			\$ 4,800.00		\$ -
Watauga	\$ -			\$ -		\$ -
Wayne	\$ 43,560.00			\$ 43,560.00		\$ -
Wilkes	\$ 2,800.00	\$ 193.87	\$ 145.50	\$ 3,139.37		\$ -
Wilson	\$ 13,200.00			\$ 13,200.00	\$ 2,200.93	\$ -
Yadkin	\$ 1,200.00	\$ 326.46	\$ 250.00	\$ 1,776.46		\$ -
Yancey	\$ 3,240.00			\$ 3,240.00		\$ -
Total	\$ 971,356.96	\$ 9,098.21	\$ 7,796.50	\$ 988,251.67	\$ 21,205.51	\$ -

SMCP Fund Analysis as of Report Date

2021-2022 General Fund Appropriation	\$22,500,000.00
2021-2022 County Reimbursements Paid Fiscal Year to Date	\$3,819,296.52
2021-2022 Medical Payments Paid Fiscal Year to Date	\$196,336.70
2021-2022 Safekeeper Payments To DPS Year to Date	\$193.12

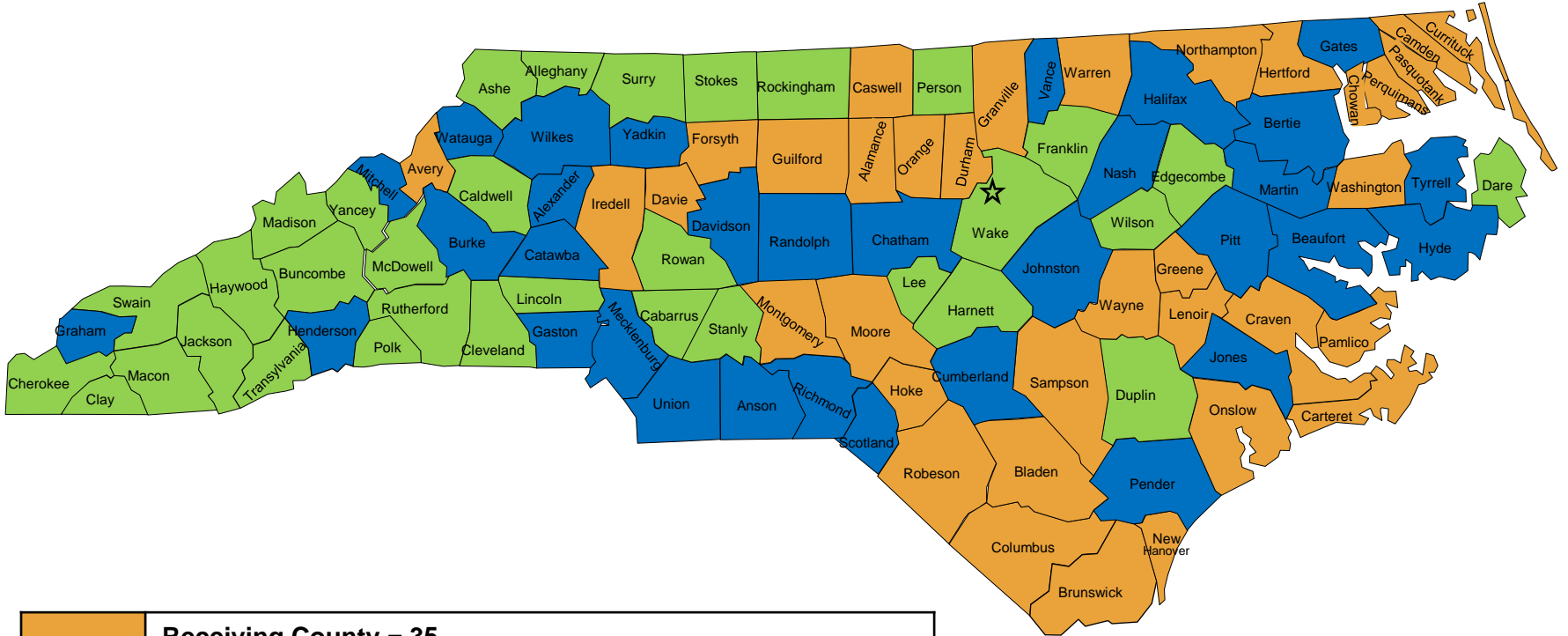
* County is a participant in Albemarle District Jail




** County is a participant in Bertie-Martin Regional Jail

SMCP County Status Map

North Carolina Sheriffs' Association

8



	Receiving County = 35
	Sending Only County = 32
	Receiving County With Temporary Moratorium = 33

October 31, 2021

Last Updated: 10/31/2021